

Cleats & Cable Fixings

Multicleat/ Multistrap System

Description

Multicleat/Multistrap System

- > Patent No 2082242
- > Multicleat and Multistrap are registered Trade Marks
- > 24 to 145 diameter cables in Trefoil groups in 17 sizes
- > Exceptional overlapping ranges
- > Can be used for all types of cables routes
- > Non-magnetic materials used throughout
- > Multicleat bases available as either single or two fixing designs
- > Multicleat bases available in a variety of materials and finishes
- > Operating temperature -60°C to +100°C. See also Fire resistance Multistrap
- > A multistrap is a strap complete with a tensioning clip, securing pin and winding key all made from highly corrosion resistant non-magnetic stainless steel
- > They are used as an intermediate restraint between Multicleats
- > They may be used to bind cables together
- > Multistraps are supplied in two strengths:-
- > Standard duty, designed to have 2 loops of 0.38 mm thick strap around the cables
- > Heavy duty, designed to have 3 loops of 0.38 mm thick strap around the cables

Multicleat

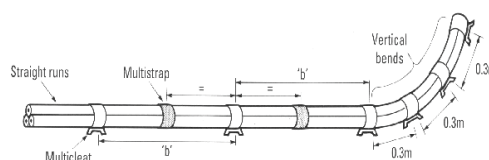
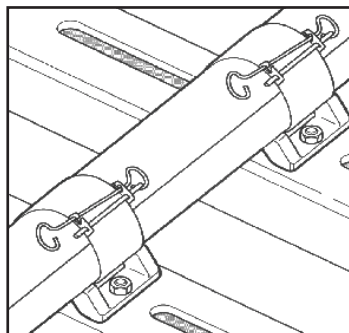
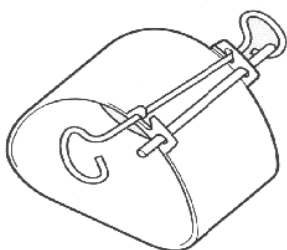
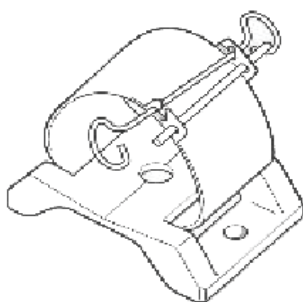
- > A Multicleat is a Multistrap with a base
- > The bases can be:
 - Aluminium alloy, plain or epoxy coated, two fixings design
 - Cast iron, hot dip galvanised or epoxy coated, two fixings design
 - Stainless steel, single or two fixings design
- Multicleats may be used to anchor three cables in trefoil formation, single cables or bundles of cables to supports

LSF Liners

- > LSF Liners can be supplied upon request for use with Multistraps and conform to BS6853
- 377LSF01 for styles 01 to 04 inc. & 51 to 54 inc.
- 377LSF02 for styles 05-09 inc. & 29-37 inc & 55-59 inc.

Fire Resistance

- > Multistraps with either cast iron or stainless steel bases will survive an excursion to +1000°C for up to 2 hours. However, any protective coating of the cast iron base could be adversely affected



Cleats & Cable Fixings

Multicleat/Multistrap System

Cable and Cleat Details

Design No. for aluminium alloy plain bases		Trefoil Cable Diameter (mm)		Single Cable Diameter (mm)	
Standard 378AB**	Heavy 378AB**	Min	Max	Min	Max
01	51	24	34	36	65
02	52	30	41	60	85
03	53	37	47	80	90
04	54	43	54	85	110
05	55	50	60	-	-
06	56	56	67	-	-
07	57	63	73	-	-
08	58	69	80	-	-
09	59	-	-	105	120
-	29	-	-	85	110
-	36	72	85	-	-
-	37	82	95	-	-
-	38	92	105	-	-
-	39	102	115	-	-
-	40	112	125	-	-
-	41	122	135	-	-
-	42	132	145	-	-

Note: Multicleats style 29 and 39 are only available with aluminium alloy bases type AB or AD.
For style 09 and 59 Multicleat use style 05 and 55 Multistrap respectively.

For Multicleats with other Bases Replace "AB" in Design No with Letters from List Below			
Single Bolt Fixing Design	Two Bolt Fixing Design	Ref	Letters
-	Aluminium alloy - epoxy coated	378	AD**
-	Stainless steel - plain	378	JB**
Stainless steel - plain	-	378	PF**

Design No. for Multistrap		Trefoil Cable Diameter	
Standard - 377AB	Heavy - 377AB	min	max
01	51	24	34
02	52	30	41
03	53	37	47
04	54	43	54
05	55	50	60
06	56	56	67
07	57	63	73
08	58	69	80
-	36	72	85
-	37	82	95
-	38	92	105
-	39	102	115
-	40	112	125
-	41	122	135
-	42	132	145

Multicleat/Multistrap Duty	Spacing 'b' m Max.	Short Circuit Current kA		Cleat Spacing at Vertical Change of Direction (mm)
		RMS	PEAK	
STANDARD	1.8	43	114	300
HEAVY	1.5	50	130	300
HEAVY	1.2	71	184	300

Important Note: To ensure adequate restraint, Multistraps must be used at the mid-point between cleats on all horizontal and vertical straight runs

SPECIALIST DISTRIBUTORS OF



E-Tech Components • Unit 14 Park Court • Sherdley Business Park • Sullivans Way • St. Helens • WA9 5GZ • UK
tel: +44 (0)1744 762 931 • fax: +44 (0)1744 762 930 • email: sales@bicon-uk.com • www.BICON-UK.com